




Authentic texts allow learners to have increased access to content that is designed for native speakers. The link between culture and language in authentic text ensures that learners acquire and use language in an authentic context.

Donna Clementi & Laura Terrill

The Keys to Planning for Learning: Effective Curriculum, Unit, and Lesson Design

WHY?

AUTHENTIC RESOURCES

-  Intentionally designed to appeal to the interests of a particular age group
-  Models of correct language use
-  Build confidence as learners realize they can understand "real" language



#authres

Find and share authentic resources on Twitter

READ



Instructions Blogs
Social Media Posts
Schedules Menus
Catalogs Cartoons
Short Stories Poetry
Websites Recipes
Novels Advertisements

LISTEN



Announcements News
Music Debates Plays
Podcasts Instructions
YouTube Short films
Performances Radio
Videos Sports Play-by-play

VIEW



Charts Graphs Maps
Art **Realia** Sculptures
Posters Architecture
Screenshots **Movies**
Street Signs **Photos**
Symbols **Paintings**

WORKING WITH RESOURCES

in the Modes



In the **INTERPRETIVE** mode, learners determine purpose, preview the text and visuals, apply strategies to enhance meaning, and demonstrate comprehension of new learning.



In the **INTERPERSONAL** mode, learners exchange ideas, interact with others, evaluate content and provide evidence, ask questions to clarify and expand on the topic, and invite other perspectives.



In the **PRESENTATIONAL** mode, learners organize information and ideas, document ideas from group discussions, create presentations to inform others, and explain perspectives on a topic.

Key Questions to Ask When Selecting Authentic Resources

Does the resource connect with the theme and the goals of the unit or lesson?

Will learners want to discuss and react to information in the resource?

Does the resource have enough recognizable language that will allow learners to unlock meaning?

1. Establish Purpose

Before engagement, learners brainstorm, discuss, predict, and question.

2. Create Focus

During engagement, learners monitor their understanding with guided activities.

3. Ensure Relevance

After engagement, learners clarify, reinforce, and extend their understanding.

EDIT THE TASK, NOT THE TEXT

Judith Shrum & Eileen Glisan

